

# Race, Equity, and The Economy: Income Equality in Greater Cleveland



Kevin Alin

Peter Truog

# GMP consists of three components

Components of GMP:

1 Salaries and Wages

*We'll focus on the first of the three today*

2 Profits and Assets

3 Taxes

Source: Bureau of Economic Analysis

Note: GMP estimates for Agriculture, Mining, Utilities, and Transportation and Warehousing not included in BEA MSA data; estimated for the Cleveland-Elyria MSA based on state-wide industry GMP

# The Greater Cleveland region has a \$129B economy

2016 GMP, \$B



Source: Bureau of Economic Analysis

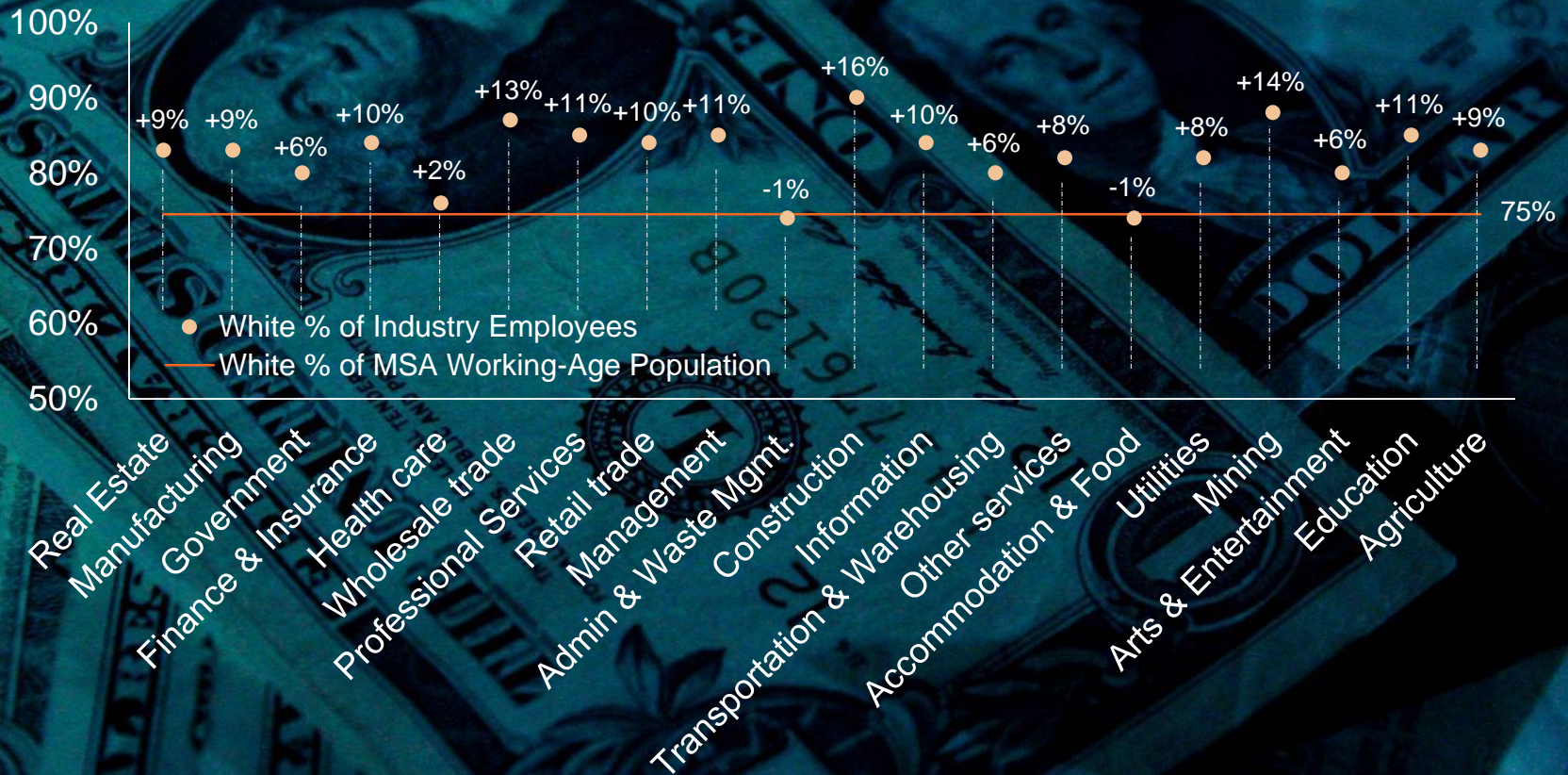
# Salaries represent \$69B of the \$129B Greater Cleveland economy

2016 GMP from Compensation, \$B



# White employees are disproportionately represented in most industries

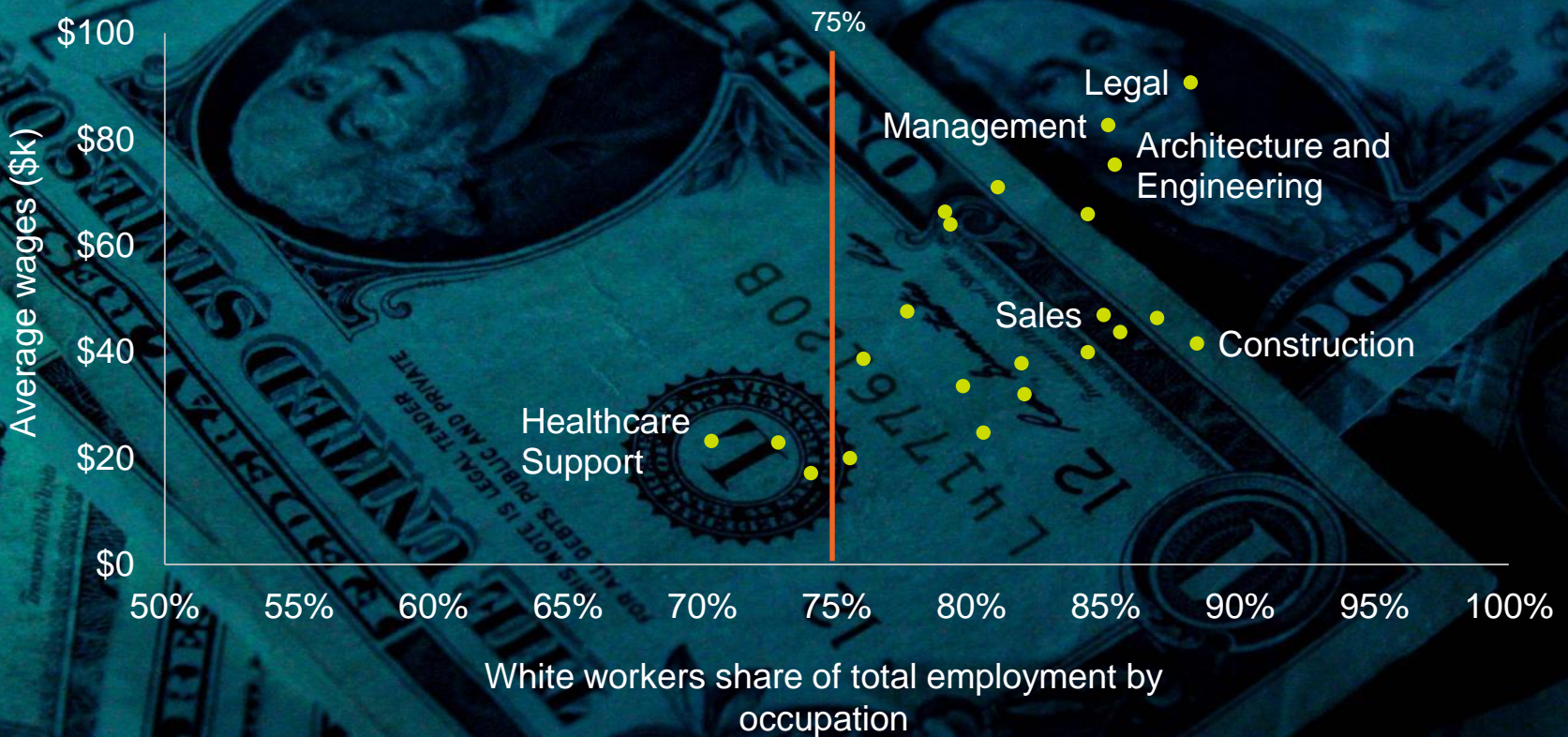
White employees' share of employment across Cleveland MSA industries



Source: ACS Ohio PUMS 2011-2015; ACS 2016; Census Quarterly Workforce Indicators; EMSI  
Note: 'White' category includes all white, non-Hispanic residents

# White workers are more represented in the region's high-wage occupations

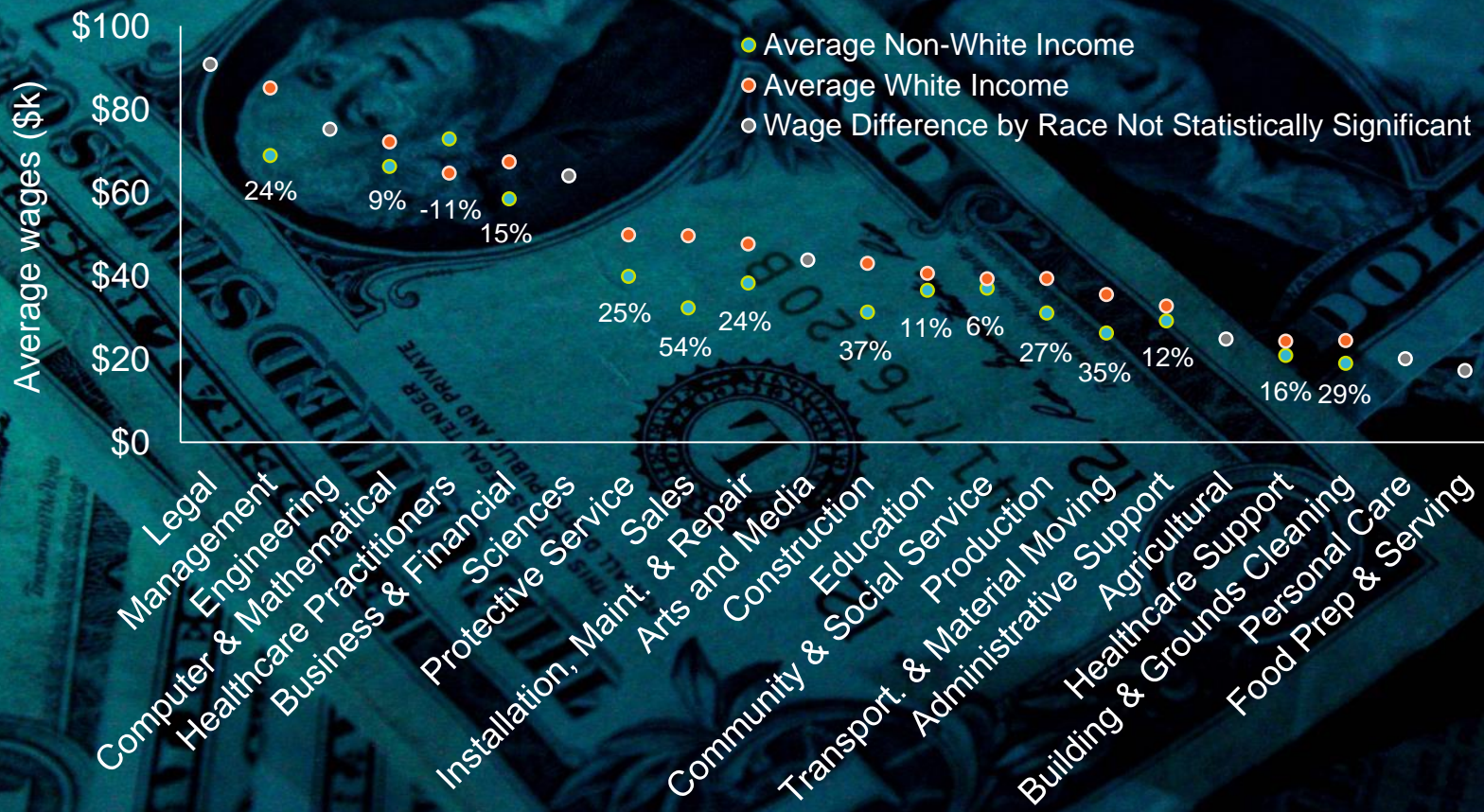
Average wages and demographics by occupation



Source: ACS Ohio PUMS 2011-2015; Census Quarterly Workforce Indicators  
Note: 'White' category includes all white, non-Hispanic residents; not all occupations labeled

# White workers earn 10-30% more than non-white peers in the same occupation

Average wages by occupation



Source: ACS Ohio PUMS 2011-2015; ACS 2016; Census Quarterly Workforce Indicators  
 Note: 'White' category includes all white, non-Hispanic residents

# So what does this all mean?

Recall: Salaries represent

# \$69

# Billion

of the \$129B Greater  
Cleveland economy





# So what does this all mean?

Of this \$69B, white workers earn:

**\$57  
Billion**



# Equity as an Opportunity:

Moving towards parity  
could mean:

**\$6.3**

**Billion**

...in additional income  
each year for non-white  
workers



# Equity as an Opportunity:

This equates to an additional

**\$24k**

...in additional income **each year** for every non-white working-age adult

# We are all part of this picture; what can we do differently?

## Cleveland's \$6.3B Income Equity Gap By Industry

