



Growth & Opportunity Impact Assessment

2017

Summary of Findings:
Summit County

FUND FOR
OUR
ECONOMIC
FUTURE

WORKING TOWARD

GROWTH &
OPPORTUNITY



Impact Assessment: Overall Findings

Job Creation

- Growth in the traded sector of the economy is critically important for our region's economic health.
- Job creation grantmaking outcomes exhibit the Fund's strategic focus on growing this sector.

Job Preparation

- Fund grantees are helping to create jobs for residents with a variety of educational attainment backgrounds. These jobs tend to be in the traded sector and most pay living wages.
- To fully realize the expanded opportunity that these jobs represent, we must remove barriers to employment and increase access to support services.

Job Access

- The geographic patterns of growth, both within the Fund's portfolio of outcomes and across the broader economy, create transportation and access challenges for residents.



Impact Assessment: Summit County Findings

Job Creation

- Grantee-supported growth in Summit County is concentrated in fast-growing sectors of the traded economy.

Job Preparation

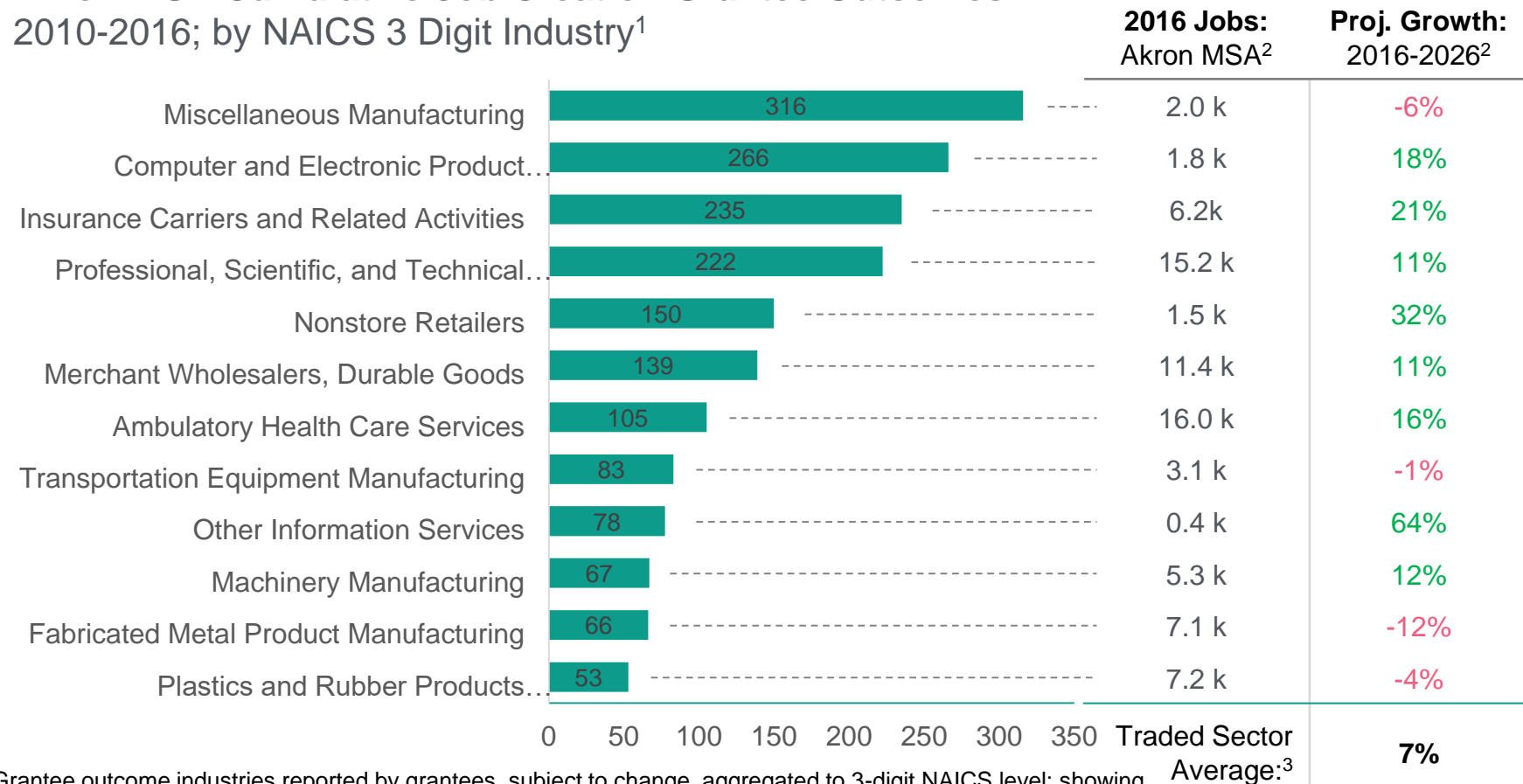
- Summit County's fastest growing office and industrial industries tend to pay living wages. Growing service industries are very accessible, but often pay below living-wage levels.
- Grantee-supported growth exhibits a similar range of educational attainment requirements and consistently pays above a living wage.

Job Access

- Summit County faces similar job access challenges as other parts of the region.

Grantee job creation occurring in fast-growing, traded industries

Akron MSA Cumulative Job Creation Grantee Outcomes
2010-2016; by NAICS 3 Digit Industry¹



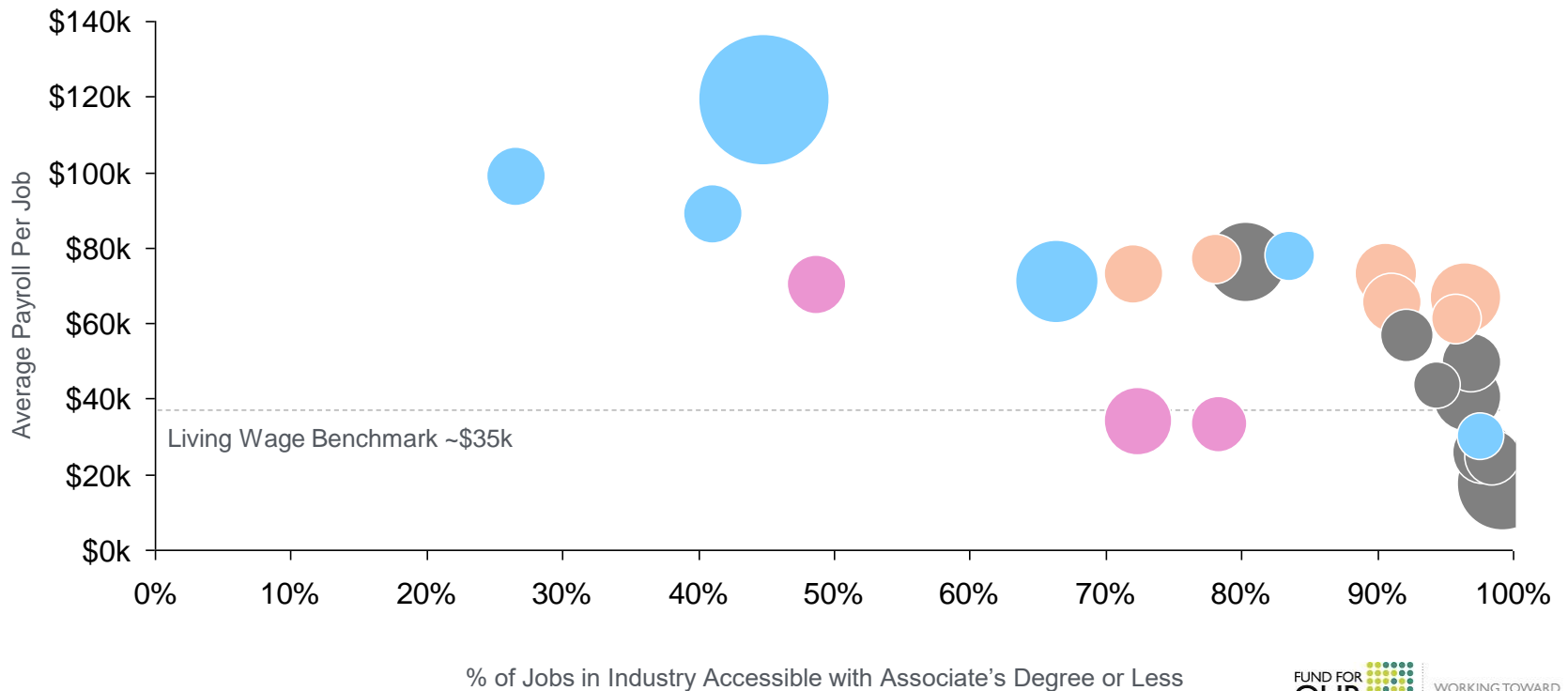
1: Grantee outcome industries reported by grantees, subject to change, aggregated to 3-digit NAICS level; showing top 12 industries by total number of jobs added; 2: Data on current number of jobs and industry growth rates from EMSI; 3: Traded-sector average growth rate based on growth rates for traded industries + retail (to account for “Non-store Retail” outcome) with at least 250 employees in 2016 in Akron MSA.

Non-service industries are creating most accessible, living-wage jobs

Wages and Educational Requirements

Top 25 Industries by Jobs Created; Summit County; 2010-2016; size based on jobs added

● Office / Professional ● Service ● Industrial ● Healthcare



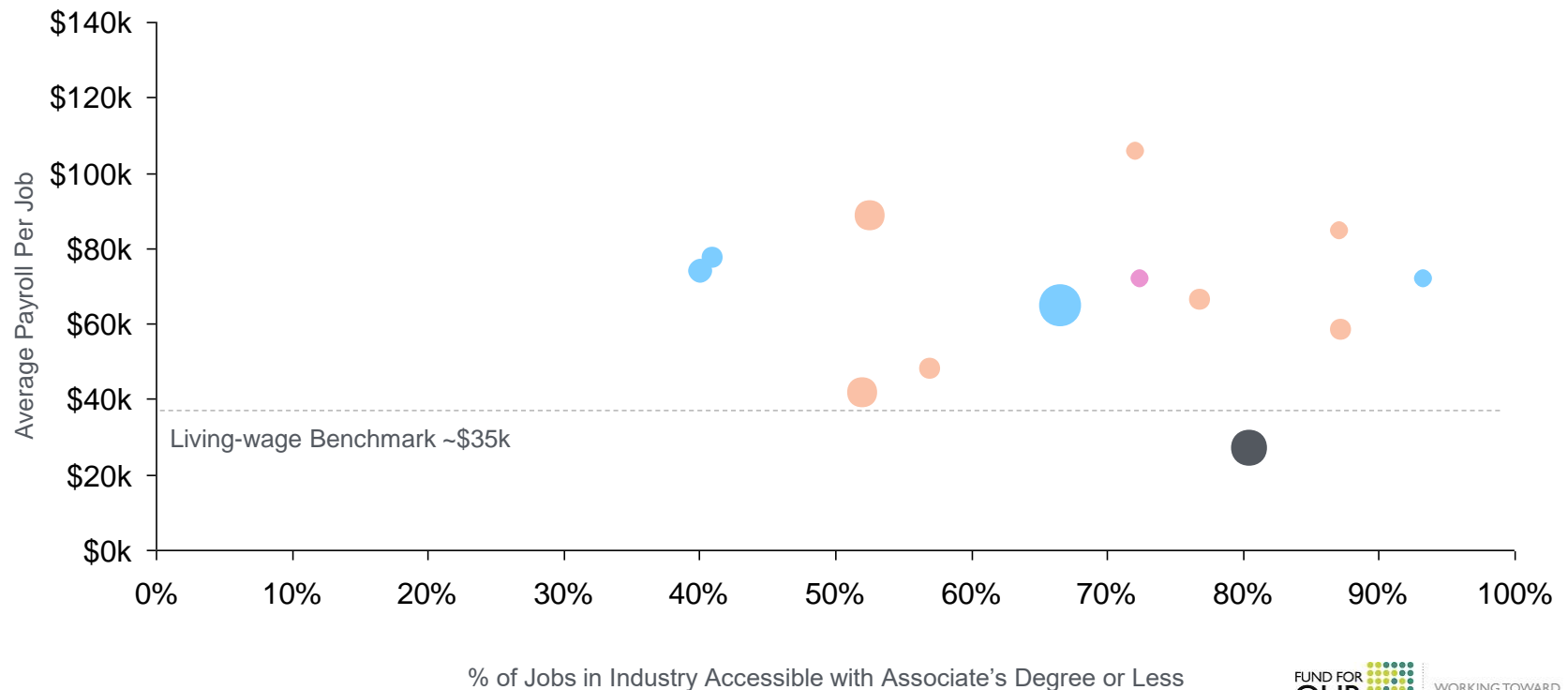
Source: EMSI

Grantees are helping to grow accessible, living-wage jobs

Wages and Educational Requirements

FFEF grantees; industries with more than 40 jobs created; Summit County; 2010-2016

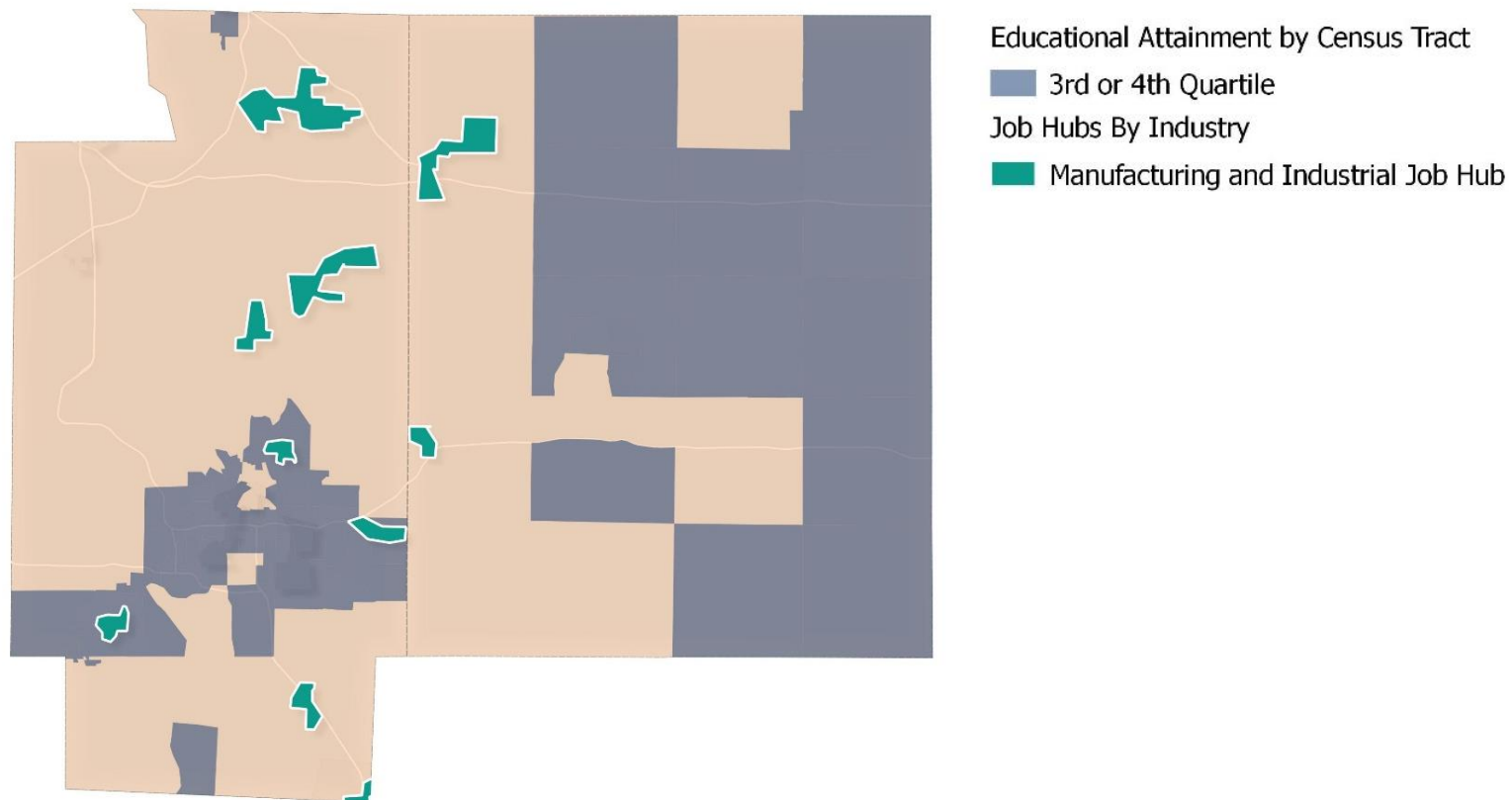
● Office / Professional ● Service ● Industrial ● Healthcare



Source: Average educational attainment requirements by industry from EMSI; average salary per job as reported by grantees based on jobs and payroll

Many less-educated residents live far from job hubs with 'accessible' jobs

Job Access for Less-educated Residents in the Akron MSA



Source: 2015 ACS: Low Educational Attainment census tracts are in 3rd or 4th quartile of census tracts in terms of share of residents with an associate's degree or less (equating to 81.5 percent of residents with associate's degree or less)