



# Growth & Opportunity Impact Assessment

2017

**Summary of Findings:**  
Mahoning Valley

FUND FOR  
**OUR**  
ECONOMIC  
FUTURE

WORKING TOWARD

GROWTH &  
OPPORTUNITY



# Impact Assessment: Overall Findings

## Job Creation

- Growth in the traded sector of the economy is critically important for our region’s economic health.
- Job creation grantmaking outcomes exhibit the Fund’s strategic focus on growing this sector.

## Job Preparation

- Fund grantees are helping to create jobs for residents with a variety of educational attainment backgrounds. These jobs tend to be in the traded sector and most pay living wages.
- To fully realize the expanded opportunity that these jobs represent, we must remove barriers to employment and increase access to support services.

## Job Access

- The geographic patterns of growth, both within the Fund’s portfolio of outcomes and across the broader economy, create transportation and access challenges for residents.



# Impact Assessment: Mahoning Valley Findings

## Job Creation

- Job growth overall in the Mahoning Valley has been slow since 2010; this overall climate is reflected in grantee outcomes.

## Job Preparation

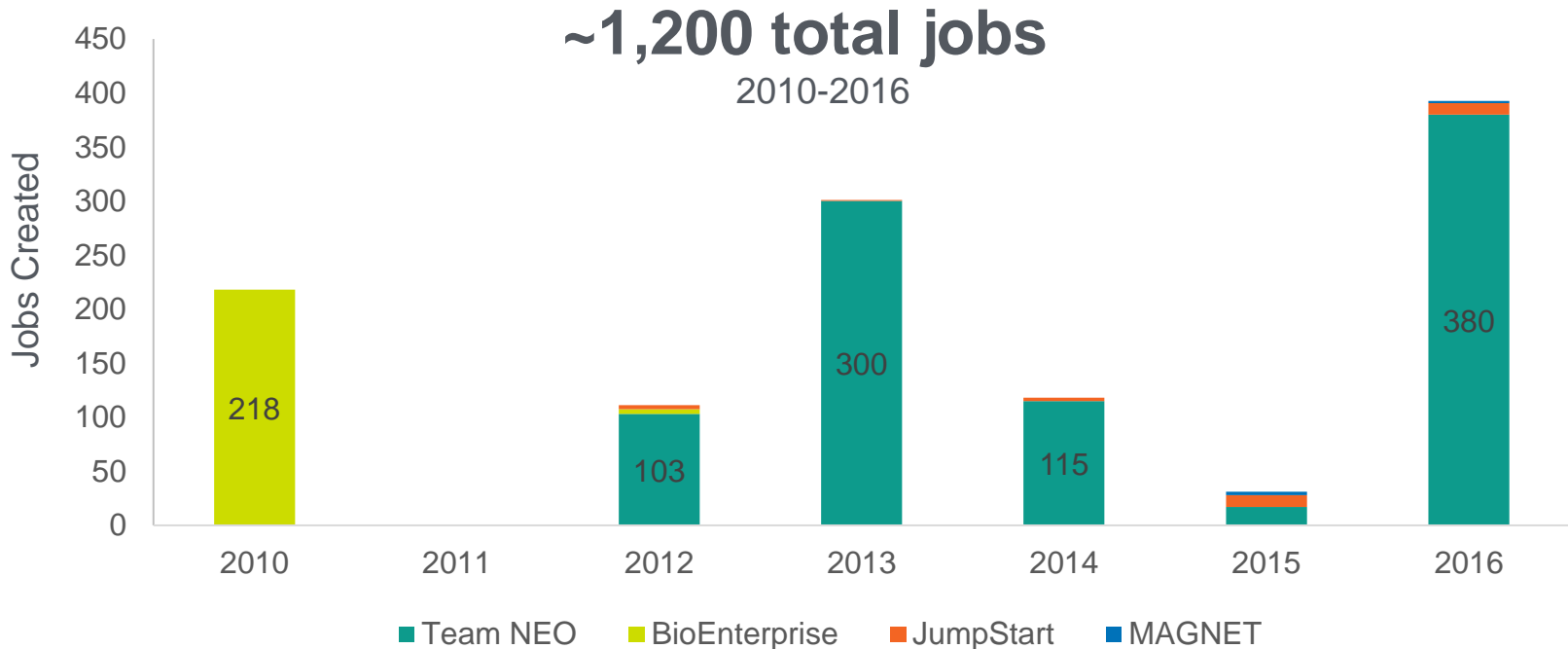
- The Mahoning Valley's fastest growing office and industrial industries tend to pay living wages. Growing service sectors are very accessible, but often pay below living-wage levels.
- Grantee-supported growth exhibits a similar range of educational attainment requirements and consistently pays above a living wage.

## Job Access

- The Mahoning Valley faces similar job access challenges as other parts of the region.

# Mahoning Valley's slow job growth is reflected in grantee outcomes

Mahoning and Trumbull County Job Creation Grantee Outcomes  
2010-2016

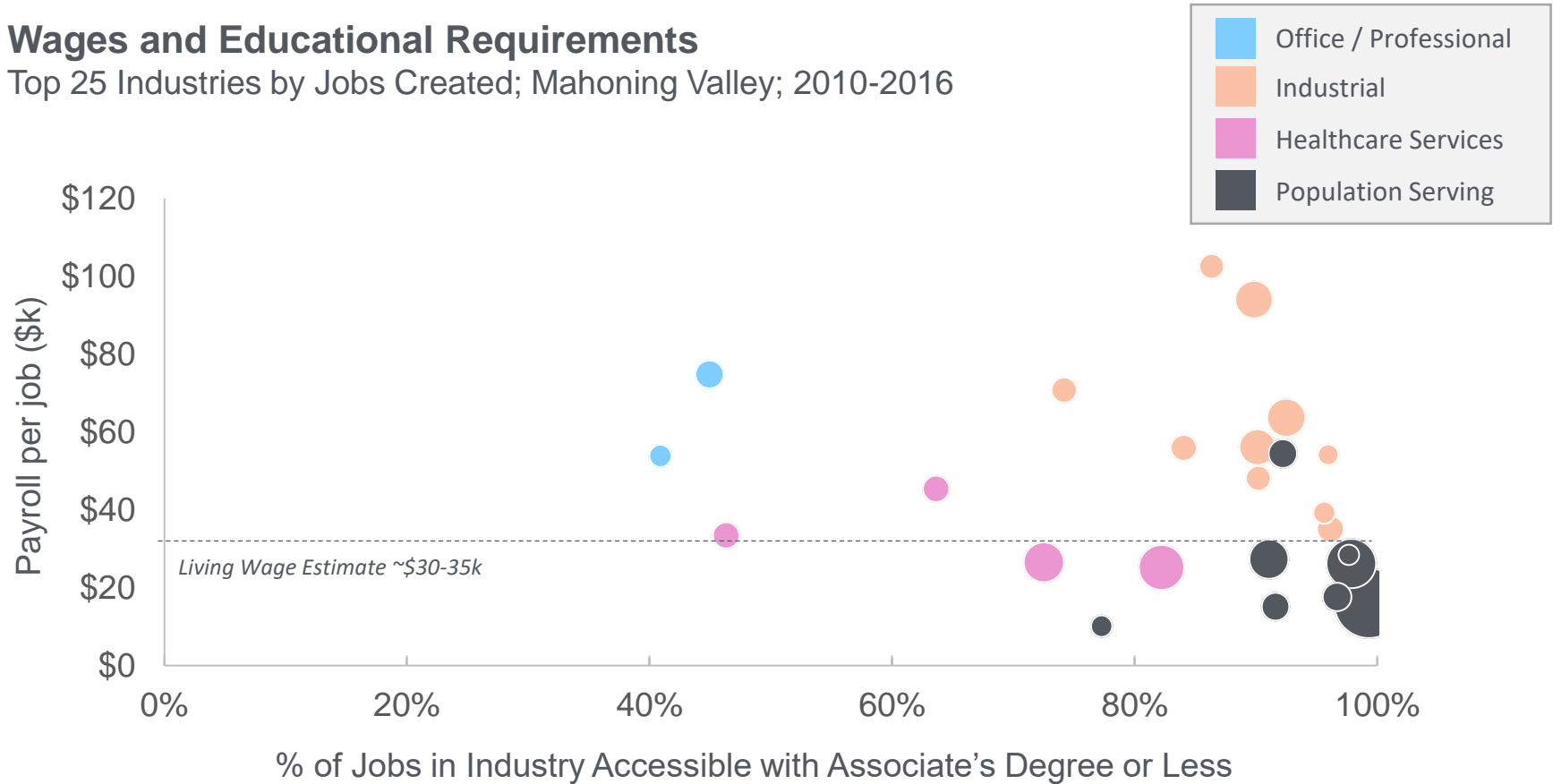


Since 2010, traded-sector job growth in the Mahoning Valley has also been relatively flat

# Non-service industries are creating the most accessible, living-wage jobs

## Wages and Educational Requirements

Top 25 Industries by Jobs Created; Mahoning Valley; 2010-2016

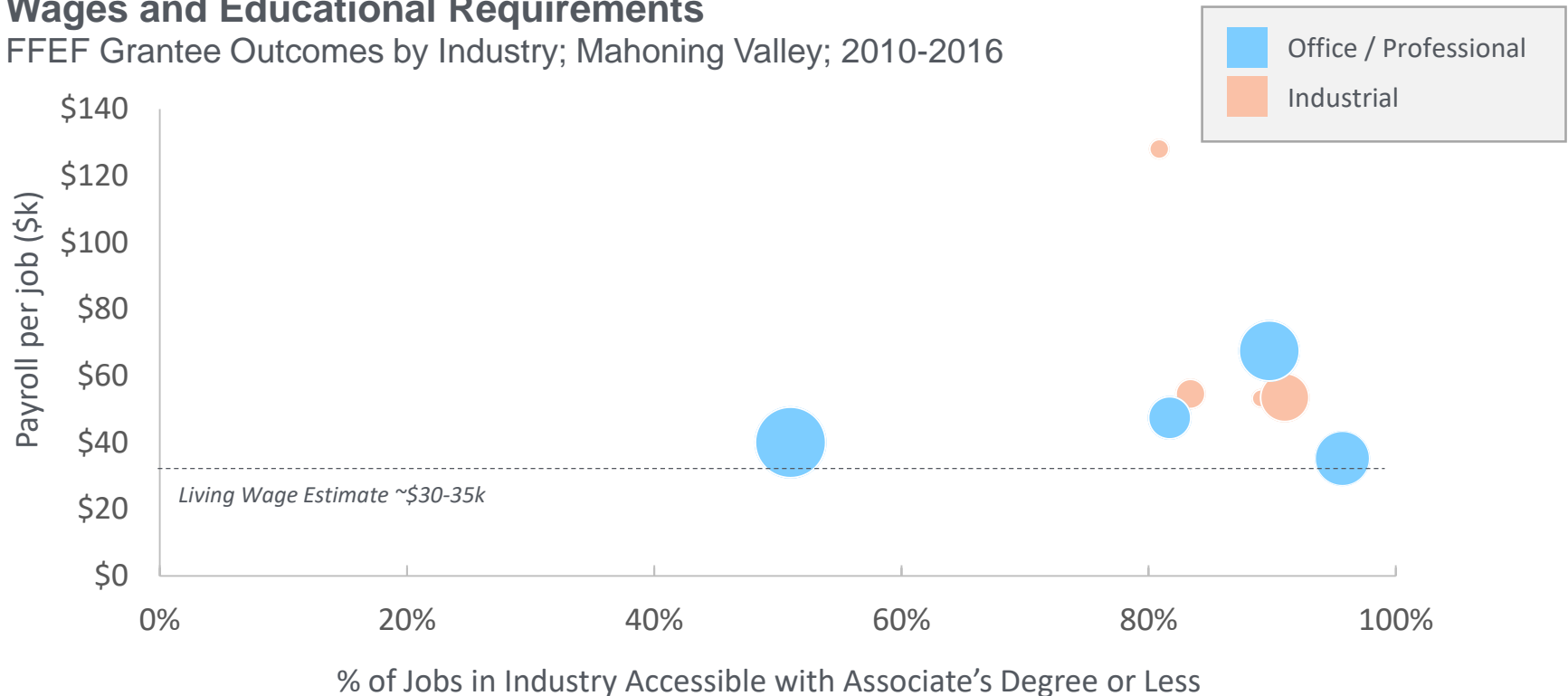


Source: EMSI; grantee reported outcomes

# Grantees supporting growth sectors with accessible, living-wage jobs

## Wages and Educational Requirements

FFEF Grantee Outcomes by Industry; Mahoning Valley; 2010-2016



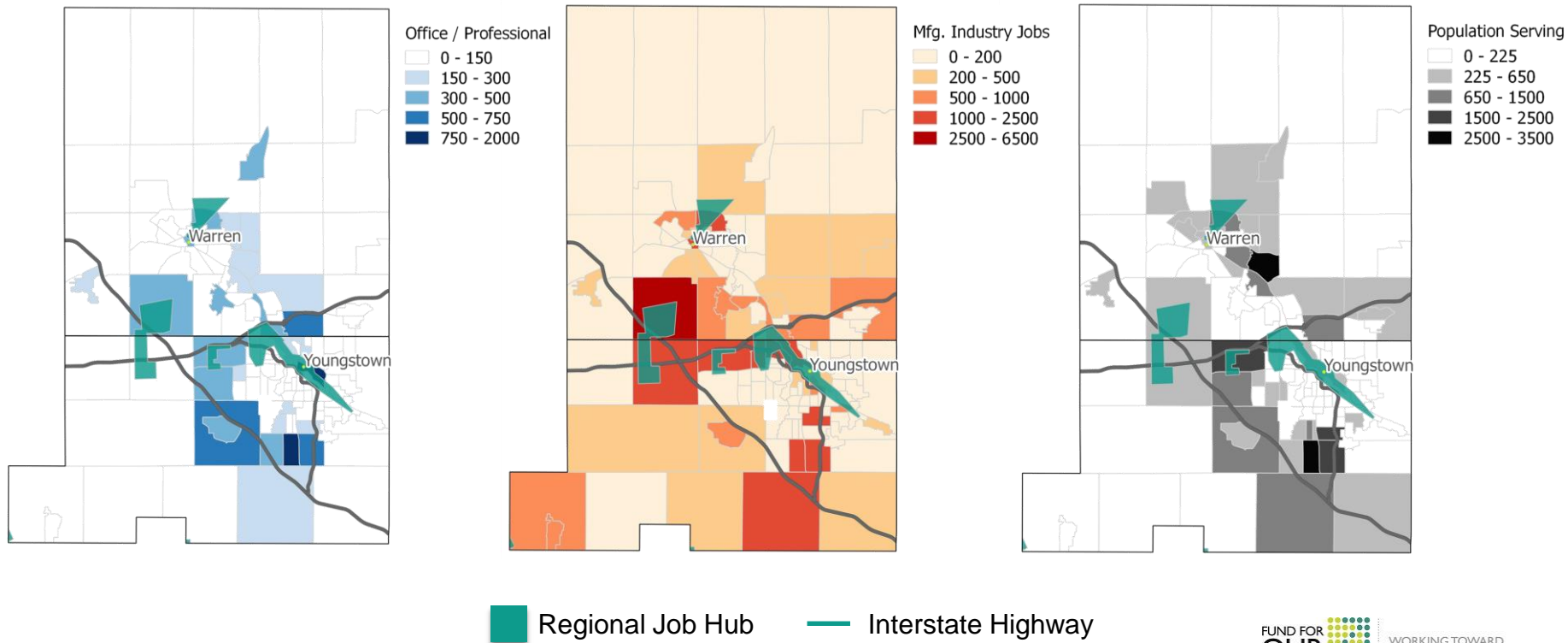
Source: EMSI; grantee reported outcomes for industries with at least 20 jobs created

# Regional job hubs are often difficult to access from population centers

**Office & Professional Jobs (14k)**

**Manufacturing & Other Industrial Jobs (45k)**

**Accommodation, Food & Retail Jobs (38k)**



Source: Census LEHD Data 2014